





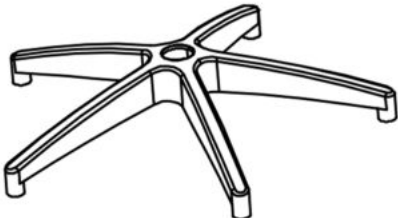
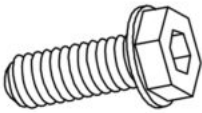




MANUAL



| | |
|---|--|
| <p>A 1pc</p>  <p>Seat</p> | <p>F 5pcs</p>  <p>Castors</p> |
| <p>B 1pc</p>  <p>Back</p> | <p>1 4pcs</p>  <p>Screw 6x35</p> |
| <p>C 1 set</p>  <p>Armrests</p> | <p>2 6pcs</p>  <p>Washer 6x16</p> |
| <p>D 1pc</p>  <p>Base</p> | <p>3 3pcs</p>  <p>Screw 8x20</p> |
| <p>E 1pc</p>  <p>Gas lift</p> | <p>4 2pcs</p>  <p>Screw 6x45</p> |

Step 1 /

